

Item No	Type	Sub	Part No	Description	Qty	Unit
001	2		266459-3	TAPPING SCREW 5X25	4	PC.
002			417771-6	PIN CAP	1	PC.
003			234057-1	COMPRESSION SPRING 8	1	PC.
004			318158-4	GEAR HOUSING	1	PC.
005			424051-3	RUBBER RING 26	1	PC.
006			264010-3	HEX.NUT M7	1	PC.
007			227520-1	SPIRAL BEVEL GEAR 11	1	PC.
008	2		210059-1	BALL BEARING 6000DDW (Nylon)	1	PC.
009			267352-4	FLAT WASHER 22	1	PC.
010			962107-9	RETAINING RING (INT) R-30	1	PC.
011			240094-5	FAN 70	1	PC.
012	3		513881-8	* ARMATURE ASS'Y 115V	1	PC.
		INC.		Item No. 11,13-15		
013			681660-3	INSULATION WASHER	1	PC.
014			267281-1	FLAT WASHER 8	1	PC.
015			210005-4	BALL BEARING 608DDW	1	PC.
016			421720-7	RUBBER RING 22	1	PC.
017			266325-4	TAPPING SCREW 4X70	2	PC.
018			419961-7	BAFFLE PLATE	1	PC.
019	2		520069-3	* FIELD ASSEMBLY 115V (TYPE 2)	1	PC.
		INC.	654020-2	* RING TERMINAL	2	PC.
		INC.	654555-3	* CONNECTOR 34130	2	PC.
020			158409-1	MOTOR HOUSING COMPLETE	1	PC.
		INC.	643751-8	BRUSH HOLDER	2	PC.
		INC.	810341-4	CAUTION LABEL	1	PC.
021	2		194994-0	CARBON BRUSH CB-253 2PC/SET (W/ ORIGIN)	1	SET
022			643750-0	BRUSH HOLDER CAP	2	PC.
023	2		852P56-3	NAME PLATE F/GA5020C	1	PC
024			188450-0	HANDLE SET	1	SET
025			266326-2	TAPPING SCREW 4X18	4	PC.
026			631800-3	CONTROLLER	1	PC.
027			418518-1	SLEEVE	1	PC.
028			651060-1	SWITCH TG933TRA-1	1	PC.
029			654542-2	TERMINAL BLOCK 2P	1	PC.
030			266326-2	TAPPING SCREW 4X18	1	PC.
031			687260-7	STRAIN RELIEF	1	PC.
032			682505-8	CORD GUARD 10-90	1	PC.
033	2		664285-8	CORD WITH PLUG 2P-16-2.5M SJ	1	PC.
034			424052-1	SPONGE SHEET	1	PC.
035			683240-1	TUBE 10-10.8-15	1	PC.
038			213977-2	O RING 7	1	PC.
039			256505-0	SHOULDER PIN 5	1	PC.
040			263002-9	RUBBER PIN 4	1	PC.
041			210006-2	BALL BEARING 696ZZ	1	PC.
042			233926-3	RING SPRING 7	1	PC.
043			253835-0	FLAT WASHER 8	1	PC.
044			267811-8	LOCK WASHER	1	PC.
045			227522-7	SPIRAL BEVEL GEAR 35B	1	PC.
046	2		234356-1	LOCK SPRING 16	1	PC.
047			324833-2	LOCK SLEEVE	1	PC.
048			911003-8	PAN HEAD SCREW M3X6	3	PC.
049			285728-3	BEARING RETAINER 39	1	PC.
050	2		211236-8	BALL BEARING 6002DDW	1	PC.
051			253853-8	FLAT WASHER 15	1	PC.
052			213624-5	O RING 48	1	PC.

Item No	Type	Sub	Part No	Description	Qty	Unit
053	2		318299-6	* BEARING BOX	1	PC.
	3		318332-4	* BEARING BOX	1	PC.
054			265131-4	PAN HEAD SCREW M5X18	4	PC.
055			345464-4	LABYRINTH RING	1	PC.
056			324790-4	SPINDLE A	1	PC.
057	1		251391-4	* PAN HEAD SCREW M5X16 (F/135108-2,135650-3)	1	PC.
	2		265180-1	* PAN HEAD SCREW M5X16(F/123145-8)	1	PC.
061			253828-7	* FLAT WASHER 10 (ADDED, F/ARMATURE FAN SIDE)	1	PC.
100	1		654037-5	INSULATED EYE TERMINAL FT1.25-M3 (TYPE 1) (F/Wiring)	1	PC.
	2		654117-7	* INSULATING TERMINAL (TYPE 2) (F/Wiring)	1	PC.
101	1		654077-3	* INSULATED TERMINAL FK2-M3D-5.5 (TYPE 1) (F/Wiring)	1	PC.
	2		654198-1	* INSULATED TERMINAL (TYPE 2) (F/Wiring)	1	PC.
102	1		654509-0	* CONNECTOR 2-SD (TYPE 1) (F/Wiring)	1	PC.
102	2		654562-6	* CLOSED END SPLICE (INSULATED CONNECTOR 2-SD 35115) (BTW:Field and Controller)	1	PC.
ACCESSORIES			- See Catalogue or visit www.makita.ca for more accessories -			
A01	2		135108-2	* TOOLLESS WHEEL COVER ASSY F/5"	1	PC.
		INC.		Item No. 57	1	PC.
	3		135650-3	* TOOLLESS WHEEL COVER ASSY F/5"	1	PC.
		INC.		* Item No. 57	1	PC.
	4		123145-8	* TOOLLESS WHEEL COVER ASSY F/5"	1	PC.
		INC.	213009-5	* O RING 4 (Added)	1	PC.
		INC.		* Item No. 57	1	PC.
A02			224399-1	INNER FLANGE 45	1	PC.
A03			224568-4	LOCK NUT 5/8-45	1	PC.
			193048-0	SANDING LOCK NUT 5/8-48,PKGED	1	PC.
A04	1		153504-2	GRIP 36 COMPLETE	1	PC.
	3		194514-0	VIBRATION PROOF GRIP F/4" - 6", PKG	1	PC.
	4		158237-4	GRIP 36 COMPLETE (RUBBER GRIP)	1	PC.
A05			782424-9	LOCK NUT WRENCH 28	1	PC.
A06	2		A-95962-25	5" D.C.G.W WA36N 25/PK	1	PC.
	3		A-95962-25	5" D.C.G.W WA36N 25/PK	1	SET
	Opt.		-----	DEPRESSED CENTER GRINDING WHEELS		
A09			743015-1	RUBBER PAD 115 F/5"	1	PC.
A10			194482-7	DUST COVER ATTACHMENT	1	PC.
A11			194483-5	LOOP HANDLE SET	1	SET
		INC.	416256-9	LOOP HANDLE	1	PC.
		INC.	450189-8	SPACER A	1	PC.
		INC.	450190-3	SPACER B	1	PC.
		INC.	783204-6	HEX WRENCH 6	1	PC.
		INC.	922453-2	HEX. SOCKET SCREW M8X30	2	PC.
A12	1		195236-5	* DUST COLLECTION COVER 4-1/2-5" - See Parts Breakdown #195236-5	1	PC.
	2		196575-6	* DUST COLLECTION COVER 4-1/2-5" - See Parts Breakdown #196575-6	1	PC.
A13			-----	DIAMOND CUP WHEELS (Use with Item No. A12)		
A14			-----	4-1/2" - 5" DIAMOND TUCKPOINT BLADES		
A15	1		196846-1	* DUST COLLECTION COVER 5" DMND, TUCKPOINT BLADE	1	PC.
	2		196845-3	* DUST COLLECTION COVER 5" DMND, TUCKPOINT BLADE	1	PC.
A17	1		122641-3	WHEEL COVER 5", F/CUT OFF	1	PC.
	2		122911-0	* CUT-OFF WHEEL GUARD F/5"	1	PC.

SERVICE CHANGES

1. Changes on Armature Assy

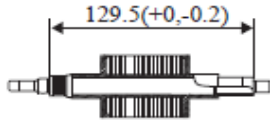
(TI#86782)

(TI#99386)

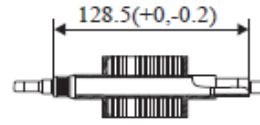
Item No.	Description	Type 1	Type 2	Type 3
12	Armature Assy	513726-0	513796-9	513881-8
61	Flat Washer	---	253828-7	

Above parts are completely interchangeable as a set.

Type 1



Type 2



Flat washer 10 between Item No. 10 [Retaining ring (INT) R-30] and Item No. 11 [Fan 70]



Type 3 of Armatures

Commutator is changed to increase durability

2. Changes on Wiring

(TI#Z12397)

Item No.	Description	Type 1	Type 2
19	Field Ass'Y 115V	525786-0	520069-3
	INC. Ring Terminal	654020-2	
	INC. Connector P-1.25 > 34130	654501-6	654555-3
100	Insulated Term. FK1.25-3M > Insulating Terminal	654037-5	654117-7
101	Insulated Term. FK2-M3D-5.5 > Insulating Terminal	654077-3	654198-1
102	Connector 2-SD > Insulated Connector 2-SD 35115	654509-0	654562-6

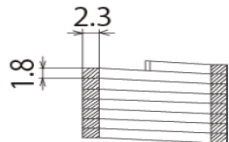
See Technical Information #Z12397 for Wiring Change Diagram

3. Changes on Lock Spring 16

(TI#A5676)

Item No.	Description	Type 1	Type 2
46	Lock Spring 16	233957-2	234356-1

Type1



Type2

